

**SANTA FE GARAGE**  
**407 W. LEXINGTON AVE.**  
**INDEPENDENCE, MO. 64050**  
**816-977-1020**

*CUSTOMER  
COPIES*

*After*

Work Order: R000859  
 Last Name: Lyons  
 First Name: Mike  
 License: M LYONS  
 Year: 07  
 Technician: Dan  
 Mileage: 81338  
 Date: 6/27/15 8:34 AM

**Nissan 2006-09 350Z (Modified Specification)**

**Front : Left**

Actual	Before	Specified Range
-3.3°	-3.3°	-3.7° -2.7°
8.8°	8.8°	7.4° 8.9°
0.06°	0.19°*	0.02° 0.10°
7.2°*	7.3°*	4.3° 5.8°
3.9°*	3.9°*	0.7° 3.2°

**Front : Right**

Actual	Before	Specified Range
-3.3°	-3.3°	-3.7° -2.7°
8.7°	8.7°	7.4° 8.9°
0.06°	0.01°*	0.02° 0.10°
8.0°*	8.0°*	4.3° 5.8°
4.7°*	4.7°*	0.7° 3.2°

Camber  
 Caster  
 Toe  
 SAI  
 Included Angle  
 Turning Angle Diff.

**Front**

Cross Camber  
 Cross Caster  
 Cross SAI  
 Total Toe  
 Cross Turn Diff.

Actual	Before	Specified Range
0.0°	-0.1°	-0.8° 0.8°
0.1°	0.1°	-0.8° 0.8°
-0.8°	-0.7°	
0.11°	0.19°	0.04° 0.20°

**Rear : Left**

Actual	Before	Specified Range
-2.2°	-2.1°	-2.7° -1.7°
0.04°	0.01°*	0.03° 0.09°

**Rear : Right**

Actual	Before	Specified Range
-2.1°	-2.1°	-2.7° -1.7°
0.06°	0.11°*	0.03° 0.09°

Camber  
 Toe

**Rear**

Cross Camber  
 Total Toe  
 Thrust Angle

Actual	Before	Specified Range
0.0°	0.0°	
0.10°	0.12°	0.05° 0.19°
-0.01°	-0.05°	

\* This value is not within specification. Tire wear, handling and safety problems may result.

**SANTA FE GARAGE**  
**407 W. LEXINGTON AVE.**  
**INDEPENDENCE, MO. 64050**  
**816-977-1020**

Before

Work Order: R000858  
 Last Name: Lyons  
 First Name: Mike  
 License: M LYONS  
 Year: 07  
 Technician: Dan  
 Mileage: 81338  
 Date: 6/26/15 2:45 PM

Nissan : 350Z : 2006-09 (Modified Specification)

Front : Left

Front : Right

Actual	Before	Specified Range
-2.8°	-1.8°*	-3.7° -2.7°
8.4°	8.4°	7.4° 8.9°
0.06°	-0.02°*	0.02° 0.10°
7.0°*	6.0°*	4.3° 5.8°
4.2°*	4.2°*	0.7° 3.2°

Camber  
 Caster  
 Toe  
 SAI  
 Included Angle  
 Turning Angle Diff.

Actual	Before	Specified Range
-2.8°	-2.0°*	-3.7° -2.7°
8.8°	8.8°	7.4° 8.9°
0.06°	-0.03°*	0.02° 0.10°
7.2°*	6.3°*	4.3° 5.8°
4.3°*	4.3°*	0.7° 3.2°

Front

Cross Camber  
 Cross Caster  
 Cross SAI  
 Total Toe  
 Cross Turn Diff.

Actual	Before	Specified Range
0.0°	0.2°	-0.8° 0.8°
-0.4°	-0.4°	-0.8° 0.8°
-0.1°	-0.3°	
0.12°	-0.04°*	0.04° 0.20°

Rear : Left

Rear : Right

Actual	Before	Specified Range
-2.2°	-1.3°*	-2.7° -1.7°
0.03°	0.17°*	0.02° 0.10°

Camber  
 Toe

Actual	Before	Specified Range
-2.1°	-1.9°	-2.7° -1.7°
0.12°*	-0.01°*	0.02° 0.10°

Rear

Cross Camber  
 Total Toe  
 Thrust Angle

Actual	Before	Specified Range
-0.1°	0.5°	
0.15°	0.15°	0.04° 0.20°
-0.05°	0.09°	

\* This value is not within specification. Tire wear, handling and safety problems may result.

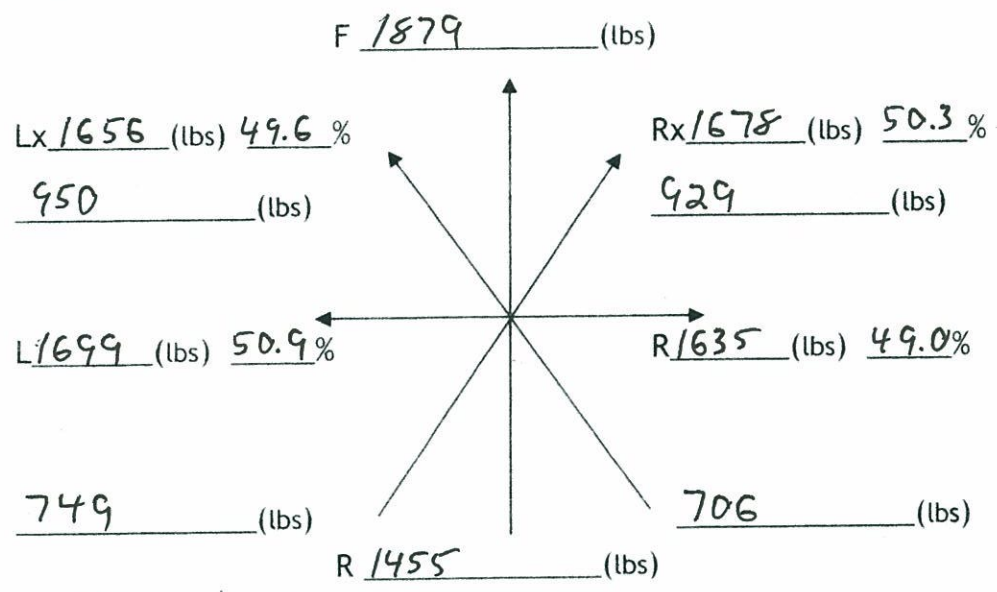
# SANTA FE GARAGE

## S E R V I C E S

### PERFORMANCE ALIGNMENT

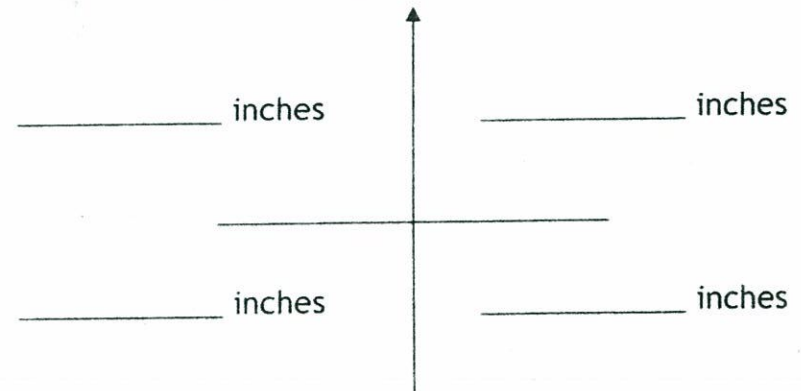
Corner Weights

- Disconnect Front Sway Bar
- Disconnect Rear Sway Bar
- Set Tire Pressures
- Bearings at Zero
- Toe Preload Required




Total: 3334 w/ 185 weight

Adjustments (+, -, 0) [+ = higher]



Confidential and Proprietary



816-977-1020  
 407 WEST LEXINGTON AVENUE  
 INDEPENDENCE, MO 64050-3602

WWW.SANTAFEGARAGE.COM

