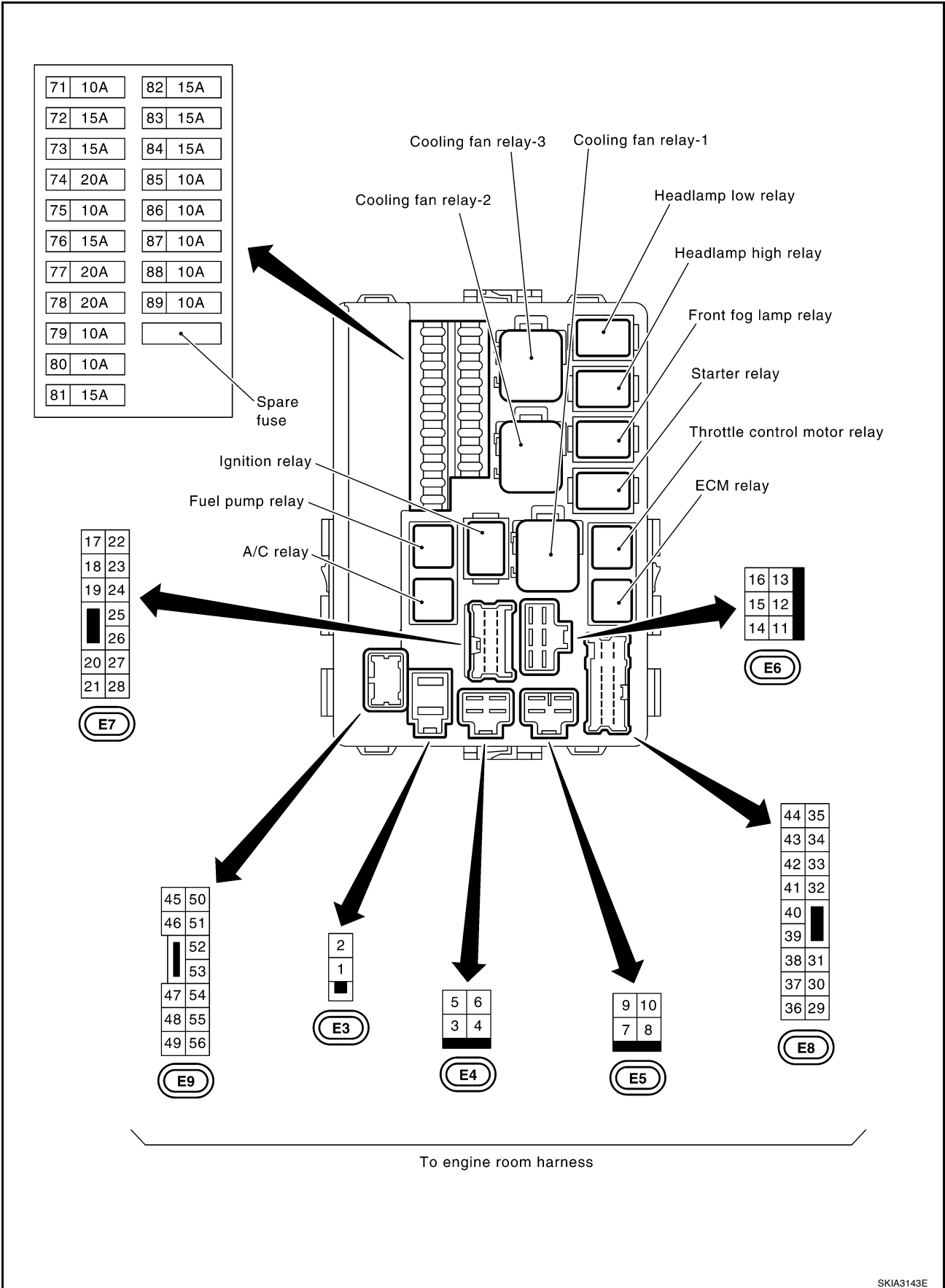


# IPDM E/R (INTELLIGENT POWER DISTRIBUTION MODULE ENGINE ROOM)

## IPDM E/R Terminal Arrangement

AKS0012L

A  
B  
C  
D  
E  
F  
G  
H  
I  
J  
PG  
L  
M



SKIA3143E

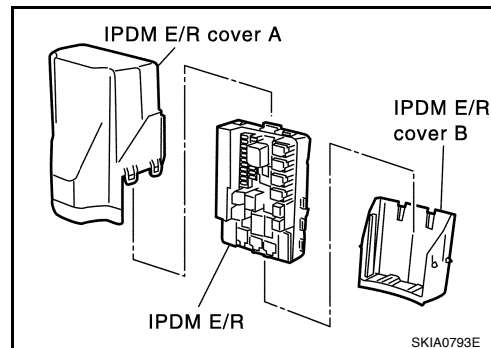
**NOTE:**  
Front fog lamp relay does not used.

# IPDM E/R (INTELLIGENT POWER DISTRIBUTION MODULE ENGINE ROOM)

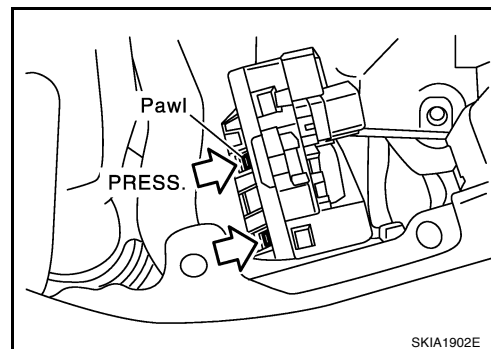
## IPDM E/R Terminal Inspection

AKS0012M

1. Remove hood ledge cover. Refer to [SC-9, "Removal and Installation"](#) .
2. Remove cowl top cover (right). Refer to [EI-20, "COWL TOP"](#) .
3. Pull up to remove IPDM E/R cover A.



4. While pressing pawl on back side of IPDM E/R cover "B" toward vehicle front to unlock, lift up IPDM E/R.



5. Be sure to incline IPDM E/R when placing it. Then perform inspection on each terminal.

